

# CIVIC LITERACY

## MODULE 1

### Diligence in Work

Time  **1 Hour**

<b>Topic:</b> Diligence in Work	<b>Learning Standards:</b> 1.1.1, 2.3.1, 4.1.3	<b>Lesson Plan:</b> Lesson 14	<b>Core Value:</b> Responsibility
------------------------------------	---	----------------------------------	--------------------------------------

#### Learning Objectives


1. Knowledge: List acts of diligence in various aspects
2. Socioemotional: Express feelings of being diligent
3. Action: Practise diligence

#### Introduction (*Suggested for Unit 1*)

Being responsible is to be accountable for what you do. At school, being a responsible pupil means taking effort to do your best in your studies and to involve yourself actively in the activities planned out by the school. To be committed in what you do and to give it your all is a sense of responsibility. This value is developed in school and extends to all areas of life when one steps out of school.

#### Activity 1

Study the pictures below and say which picture shows a responsible act. Give your reasons.



#### Activity 2

Prepare a sketch:

- Choose one negative attitude in the situations above or any situation you have seen.
- Discuss how you as a responsible student can help to change the attitude of the student.
- Write out your script.
- Act out the scene.

**Teacher's Notes:**

---



---

# CIVIC LITERACY

## MODULE 2

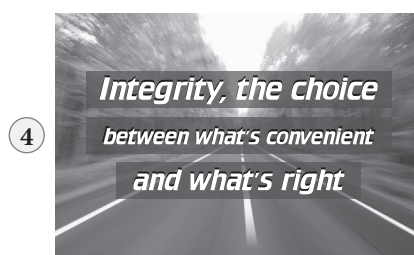

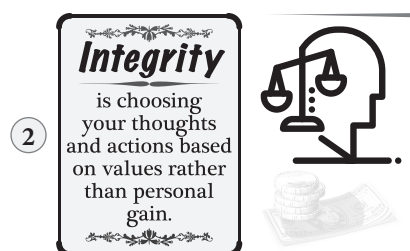

### Citizens with Integrity

Time  Hour

Topic:	Learning Standards:	Lesson Plan:	Core Value:
Citizens with integrity	2.1.5 , 3.1.1	Lesson 30	Responsibility
<b>Learning Objectives</b> <ol style="list-style-type: none"> <li>1. Knowledge: Explain the importance of being citizens with integrity</li> <li>2. Socioemotional: Express gratitude for being citizens of integrity</li> <li>3. Action: Practise integrity in everyday life</li> </ol>			
<b>Introduction (Suggested for Unit 2)</b> <p>Integrity is a value like honesty, courage and intelligence. Integrity is the quality that decides if you will be able to live up to all the values that you have learnt in your life. It develops your character. It is what strengthens your character.</p>			

#### Activity 1

Read the captions below. Discuss what it means to be a person with integrity.



#### Activity 2

In groups :

- Choose an occupation
- Discuss situations that show integrity
- Give examples on how one practises integrity
- Present your discussion to the class

Teacher's Notes:

---



---

# CIVIC LITERACY

## MODULE 3

### Vision in Optimising Natural Resources

Time  **Hour**

**Topic:**  
Vision in Optimising Natural Resources

**Learning Standards:**  
2.3.1

**Lesson Plan:**  
Lesson 25

**Core Value:**  
Love

#### Learning Objectives

1. Knowledge: Explain the importance of utilising natural resources
2. Socioemotional: Appreciate natural resources to human life
3. Action: Optimise the use of natural resources

#### Introduction (Suggested for Unit 4)

Natural resources are raw material that comes naturally in our environment. We use the natural resources in our environment to make our lives more comfortable. We should therefore appreciate and take good care of our natural resources.

#### Activity 1



Plant a tree and help it grow and you will change the world more than you can ever imagine.

Due to the good turn out in the last campaign, Our Haven Resident has decided to hold another Plant a Tree Campaign. We will be giving out free plants. We encourage you to come early to collect your seedlings. All are welcome but seedlings are limited.

**SUNDAY 1 March 2025**

In groups, discuss:

- What is the campaign mainly about?
- What are the benefits of planting trees?

#### Activity 2

Present your information gathered in a suitable i-THiNK map to the class.

**Teacher's Notes:**

---



---



---



---

# CIVIC LITERACY

## MODULE 4

## Financial Management



Topic: Financial Management	Learning Standards: 2.3.1	Lesson Plan: Lesson 42	Core Value: Responsibility
--------------------------------	------------------------------	---------------------------	-------------------------------

### Learning Objectives

1. Knowledge: List the traits of a financially responsible person
2. Socioemotional: Express gratitude in managing finance wisely
3. Action: Frugality in spending

### Introduction (Suggested for Unit 6 / Unit 9)

Learning the value of money and learning how to manage your money when you are young goes a long way in your life. Be a responsible consumer. Check the value of a product and ask yourself if you really need to make the purchase. A responsible person is one who has a budget and spends within his or her means.

### Activity 1

What do you think would happen to the people below? Discuss.



### Activity 2

In groups, read the statements below. Discuss and put a tick (✓) beside the statement that shows good management of money.

1. Save a fixed amount of money every month.	
2. Pay what you owe late.	
3. Do not pay what you owe people.	
4. Buy what you want instead of what you need.	
5. Buy things on impulse.	
6. Get into debts.	
7. Have a shopping list before going shopping.	
8. Do not keep a budget.	
9. Reward yourself constantly.	
10. Borrow money when you are short of cash.	
11. Be stingy.	
12. Plan how you want to spend your money.	

### Teacher's Notes:

---



---



# CIVIC LITERACY

## MODULE 5

### Contribution to the Country

Time  **1 Hour**

**Topic:**  
Contribution to the Country

**Learning Standards:**  
3.1.1

**Lesson Plan:**  
Lesson 14

**Core Value:**  
Happiness

#### Learning Objectives

1. Knowledge: State the importance of contributing to the country
2. Socioemotional: Express feelings of gratitude for contributing to the country
3. Action: Involve actively in contributing to the country

#### Introduction (*Suggested for Unit 10*)

We can contribute to our country in many ways. You do not need to be extraordinary. You can do the country proud simply by doing what you can for the community where you live. Keeping your environment clean and taking good care of the facilities provided are ways that you can contribute to your country.

#### Activity 1

Read the report below on how Malaysians have contributed to flood victims.

#### The Unsung Heroes of Malaysia

While flash floods are not unheard of in Malaysia, the flood situation plaguing West Malaysia is turning into a crisis with more than a hundred thousand Malaysian victims as a consequence. The Star reported that the number of flood victims has reached 119,087.



#### Social Media Heroes

It is undeniable that social media has helped to inform the public on what is happening, and share about the needs of victims. Netizens are responding to the pleas of flood victims online, sending assistance wherever necessary in response to pleas on social media. The word 'banjir', meaning 'flood' has been tweeted more than 750,000 times. Donations have been pouring in for the flood victims. Netizens have asked for the locations of collection centres to assist in any way possible. It is also through social media that the need for helicopters is expressed, as victims are stranded in places unreachable through land vehicles and require aid using helicopters.

(Adapted from <https://vulcanpost.com/124323/malaysian-heroes-flood/>)

#### Activity 2

Discuss the questions below.

1. What is the report mainly about?
2. Who is an unsung hero?
3. Who are the unsung heroes in the report above?
4. What can you do to contribute to the country at such times?
5. Share your experience about how you or your family has helped the community.

#### Teacher's Notes:

---



---