MODUL
Pembelajaran Abad Ke-21 (PAK-21)

Activity 1 *Fun-N-Pick*

Task

1. Pupils work in a group of 4.
2. Teacher gives 4 cards to each group.
3. Pupil A: Arrange the cards into the shape of a fan.
4. Pupil B: Choose a card and read aloud the question.
5. Pupil C: Answer the question.
6. Pupil D: Give suitable response or compliment. (good / well done)
7. Pupils take turn to rotate their roles.



Example of questions:

Unit 1: It's an emergency

1. How did you feel when your boat was sinking?
2. How did you feel when suddenly you saw smoke coming out from a house?
3. How did you feel when you were trapped in a lift?
4. How did you feel when you fell from a tree?
5. How did you feel when you lost your wallet / purse in school?
6. How did you feel when you didn't do your homework?
7. How did you feel when you saw a python in your garden?
8. How did you feel when you were separated from your family in a shopping mall?

© Penerbitan Pelangi Sdn. Bhd.

Activity 2 *Mind Map*

Task

1. Distribute a piece of paper to each pupil.
2. Ask pupils to list different types of transport people used long ago.
3. Then, ask pupils to think about the transport now.
4. Tell pupils to write their answers using a mind map. Guide pupils where necessary.
5. Select pupils randomly to present their work in class.
6. Get pupils to comment on their friends' work.
7. Teacher gives overall feedback.

I-THINK Tree Map

Example:

Unit 2: Life in the Past

TRANSPORT

Long ago

- Cart
- Steam engine
- Horse
- Camel
- Hot-air balloon
- Raft
- Boat
- Trishaw

Now

- Car
- Motorcycle
- Aeroplane
- Bus
- Rocket
- Bike
- Train
- Ship
- Truck
- Van



© Penerbitan Pelangi Sdn. Bhd.

Activity 3 *Three-Step Interview*

Task

1. Pupils work in a group of 4.
2. Work in pairs. One person acts as an interviewer.
3. Take turns to role-play.
4. Then, change partners to share their experience.

Example:

Unit 3: Adventure Time

Likes and dislikes: Do you like …	Experience: Have you ever …
• cycling? • swimming? • gardening? • singing • dancing • adventure sport? • (your own ideas)?	• learnt music? • acted in a play? • been boating? • cooked a meal? • baked a cake? • recited a poem? • (your own ideas)?



© Penerbitan Pelangi Sdn. Bhd.

Activity 4 *Who Am I?*

Task

1. Each pupil is given an identity card (job) to be pinned at the back of his/her uniform.
2. Each pupil can only ask three questions to guess the identity (job).
3. His/her friend can only answer 'Yes' or 'No'.
4. The pupil who is able to guess the identity of their friend correctly will be the 'expert' for his/her friends who are still not able to identify their friends' jobs.
   (Teacher can list the jobs pupils are supposed to guess to narrow the scope.)

Example:

Suggested jobs:

teacher | pilot | firefighter | gardener | chef | police officer | vet | doctor | photographer | nurse

Example: *How you can ask…*



© Penerbitan Pelangi Sdn. Bhd.

Activity 5 *Window Pane*

Task

1. Pupils work in a group of 5.
2. Each group is given a manila cardboard.
3. Teacher reads the step-by-step instructions to draw a robot.
4. Each member in the group take turns to draw the robot.
5. Teacher asks each group to display their 'robot' and gets pupils to give feedback.

Unit 5: Going Around

Instructions:

1. Draw a rectangular body.
2. Add a rectangular head and neck lines.
3. Draw two matching legs and feet.
4. Draw two curved arms with hands.
5. Add details to the head and neck.
6. Add lines to the arms.
7. Draw details on the body.
8. Add lines to the legs.

Examples:



© Penerbitan Pelangi Sdn. Bhd.

Activity 6 *Spin-N-Think*

Task

1. Pupils work in groups of 8 and sit in a circle.
2. Teacher gives each group a round cardboard with arrows that they can turn.
3. There are riddles on the spin circular cardboard for pupils to answer.
4. The pupils spin the circular cardboard to decide who to answer as they spin the circular cardboard.
5. Pupils who answer correctly will be awarded points..

Unit 6: How is it made?

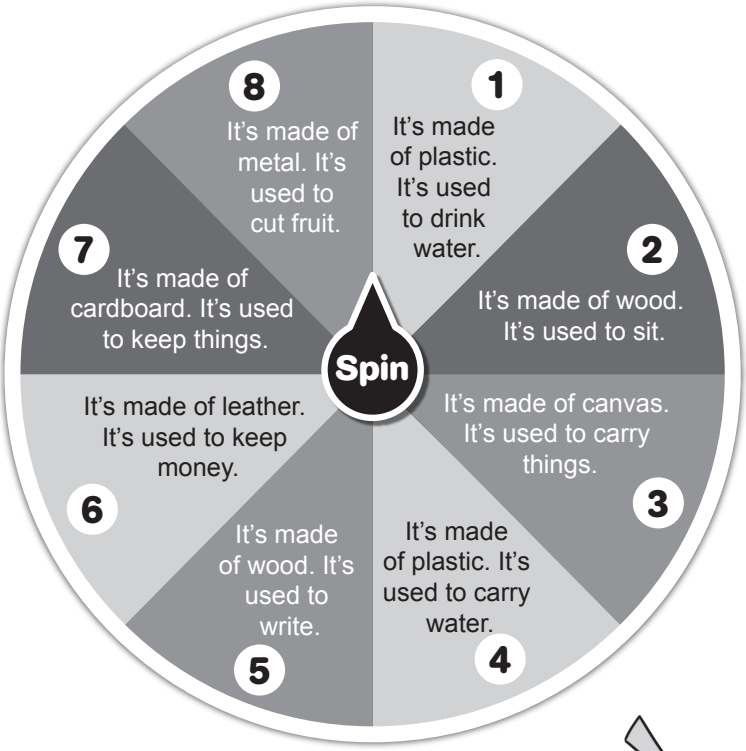



Answers:

1. cup / mug
2. chair / stool
3. bag / backpack
4. pail / bucket
5. pencil
6. purse / wallet
7. box
8. knife

© Penerbitan Pelangi Sdn. Bhd.

Activity 7 *Sing A Song*

Task

1. Teacher writes the lyrics of the song 'If You're happy and You Know It ' on the board.
2. Teacher sings the song or let pupils listen to the song from YouTube.
3. Pupils sing along.
4. Pupils work in groups of six or more.
5. Each group to discuss the presentation of the song. (singing and actions)
6. Each group present the song with actions.

Unit 7: Music and Song

If you're happy and you know it, clap your hands
If you're happy and you know it, clap your hands
If you're happy and you know it, then your face will surely show it
If you're happy and you know it, clap your hands
If you're happy and you know it, stomp your feet
If you're happy and you know it, stomp your feet
If you're happy and you know it, stomp your feet
If you're happy and you know it, then your face will surely show it
If you're happy and you know it, stomp your feet
If you're happy and you know it, shout 'Hurry!' (Hurray!)
If you're happy and you know it, shout 'Hurry!' (Hurray!)
If you're happy and you know it, then your face will surely show it
If you're happy and you know it, shout 'Hurry!' (Hurray!)

© Penerbitan Pelangi Sdn. Bhd.

Activity 8 *Scropbook*

Task

1. Pupils work in a group of 5 to do a scrapbook.
2. Tell the pupils they can use all related pictures from magazines, newspaper or online articles downloaded to paste in the scrapbook.
3. Tell the pupils to produce 2 pages each and compile their work before submitting.
4. Make the scrapbook as attractive as possible. Reward the pupils accordingly.
5. Pupils can continue to work at home if they can't complete within the time frame given.
6. When all the scrapbooks are completed after a week, get the pupils to comments on their friends' work.

Unit 9: What's Your Opinion?



© Penerbitan Pelangi Sdn. Bhd.