




Final Term Progressive Assessment





KI Character Education

Name: _____




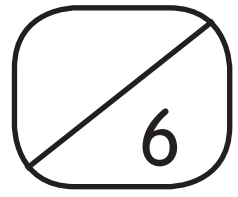
Class: _____







A. Are the children sharing equally?
If 'Yes', put a tick (✓). If 'No', put
a cross (X).



B. The children are taking turns to play. What happens next? Match the pictures correctly.






C. Is each child being brave? If 'Yes', colour the 😊. If 'No', colour the ☹️.



D. Circle the picture that shows child A admitting his/her mistake.


8



E. Does each child finish his/her homework before playing? Put a tick (✓) in the 'Yes' or 'No' boxes accordingly.




Yes	No



Yes	No



Yes	No



Yes	No

F. What should the children do next?
Write the letters in the boxes
below.


8




A



B



C




D

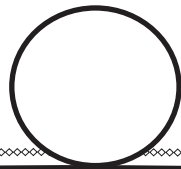
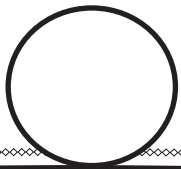
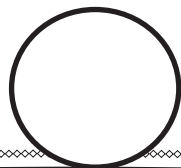
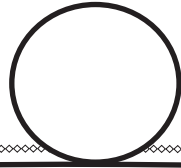
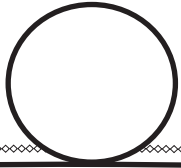


G. Circle the children who are working together in the pictures below.


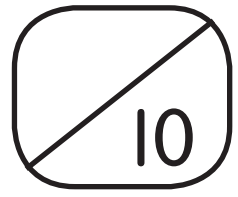
10



H. Which picture shows the children working together? Draw a ♥ in the circle.



**I. Are the children being wasteful?
Underline the correct answers
based on the pictures.**




wasteful / not wasteful



wasteful / not wasteful



wasteful / not wasteful





wasteful / not wasteful

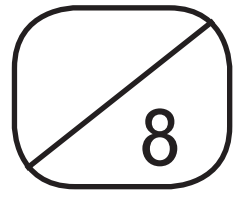


wasteful / not wasteful

J. Find and circle 4 differences in picture B. Then, colour the things that use electricity picture A.



K. Match the things to the related festivals.



•




•



•



•



•



•



•



•