




Midterm Progressive Assessment


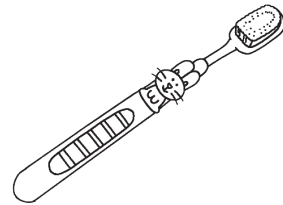
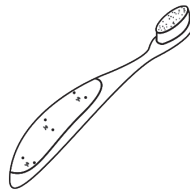
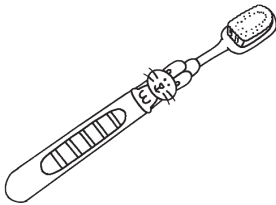


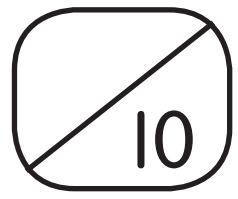
KI Maths

Name: _____

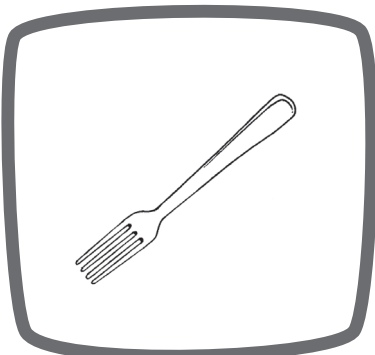
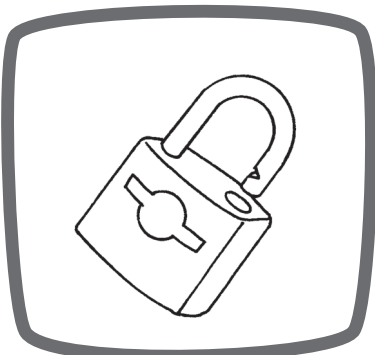

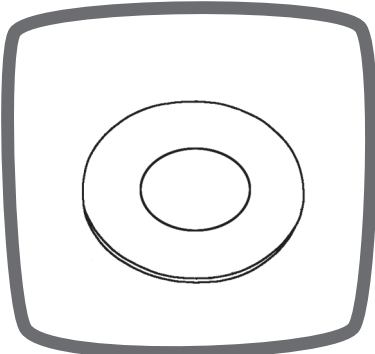


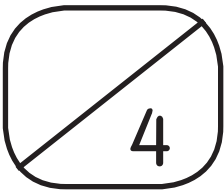
Class: _____






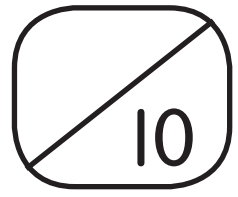
A. Circle the ones that are the same in each group. Then, cross out (x) the one that is not the same.



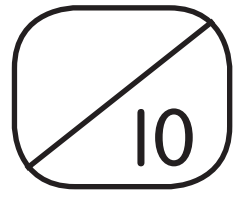
B. Which things go together?
Match correctly.




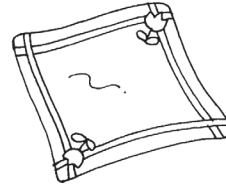
C. Do the things come in pairs?
Colour the circle if 'Yes'.




D. Match correctly.




big
small



thick
thin




tall
short




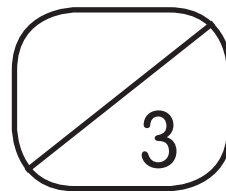
long
short





big
small



E. Arrange the people from the shortest to the tallest.
Write 1, 2 or 3 in each box.



F. Arrange the pencils from the longest to the shortest.
Write 1, 2, or 3 in each circle.




G. Look at the numbers given.
Cross out (x) the extra things to
show the numbers.

10


3



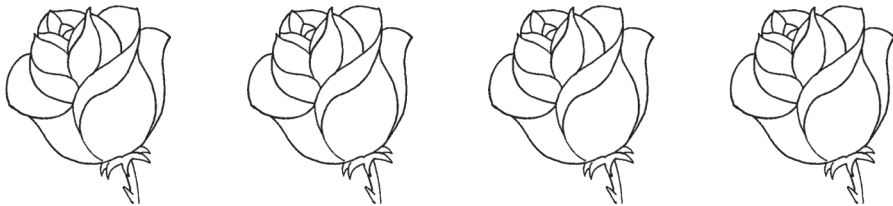
2



5




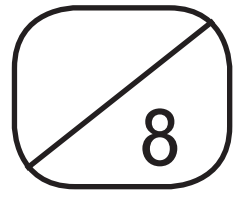
1



4



H. Match one to one. Then, underline the correct answer.



equal

not equal



equal

not equal



equal





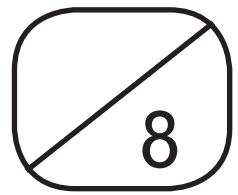
not equal



equal

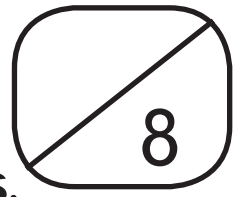
not equal

I. Count and write the number in each circle. Which set has more? Write 'M' in the box. Which set has less? Write 'L' in the box.




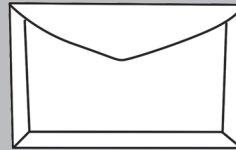
J. What are the shapes given?

Colour the names. Then, circle the things that are of the given shapes.



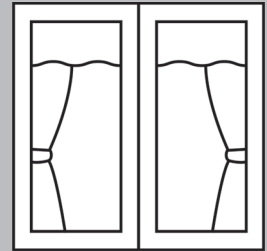

square

rectangle




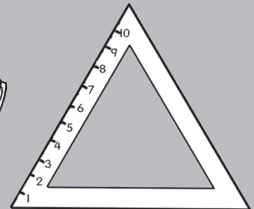

circle

triangle





rectangle

triangle

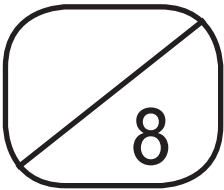








square







rectangle















K. Complete each pattern. Circle the one that comes next.





   	 
---	--

   	 
---	--

   	 
---	--


   	 
---	--

L. Count and trace the correct numbers.




7

8




6

7



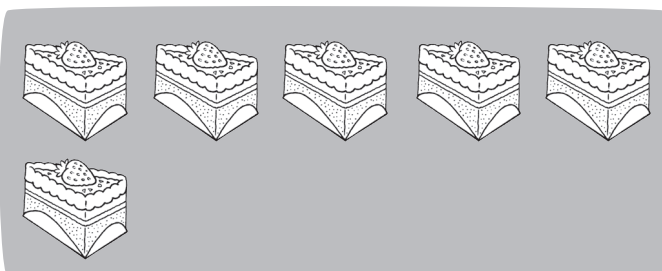
9

10



8

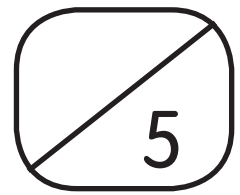
9




6

7


M. Circle the correct number of things based on the number given.



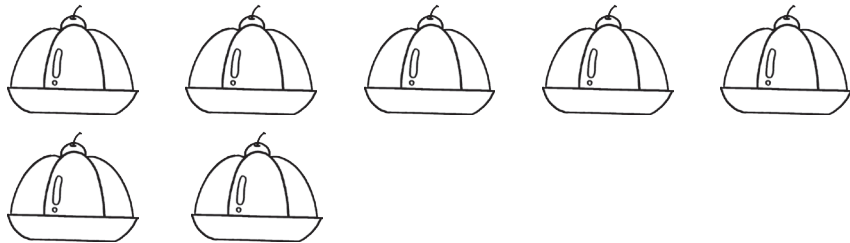
10




7




6







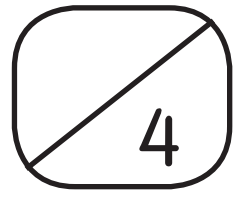
9



8



N. What number comes next? Write.



O. What number comes before?
Write.

