



# Midterm Progressive Assessment

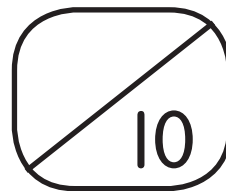
## KI Science

Name: \_\_\_\_\_

Class: \_\_\_\_\_




**A. Fill in the boxes with the correct numbers.**

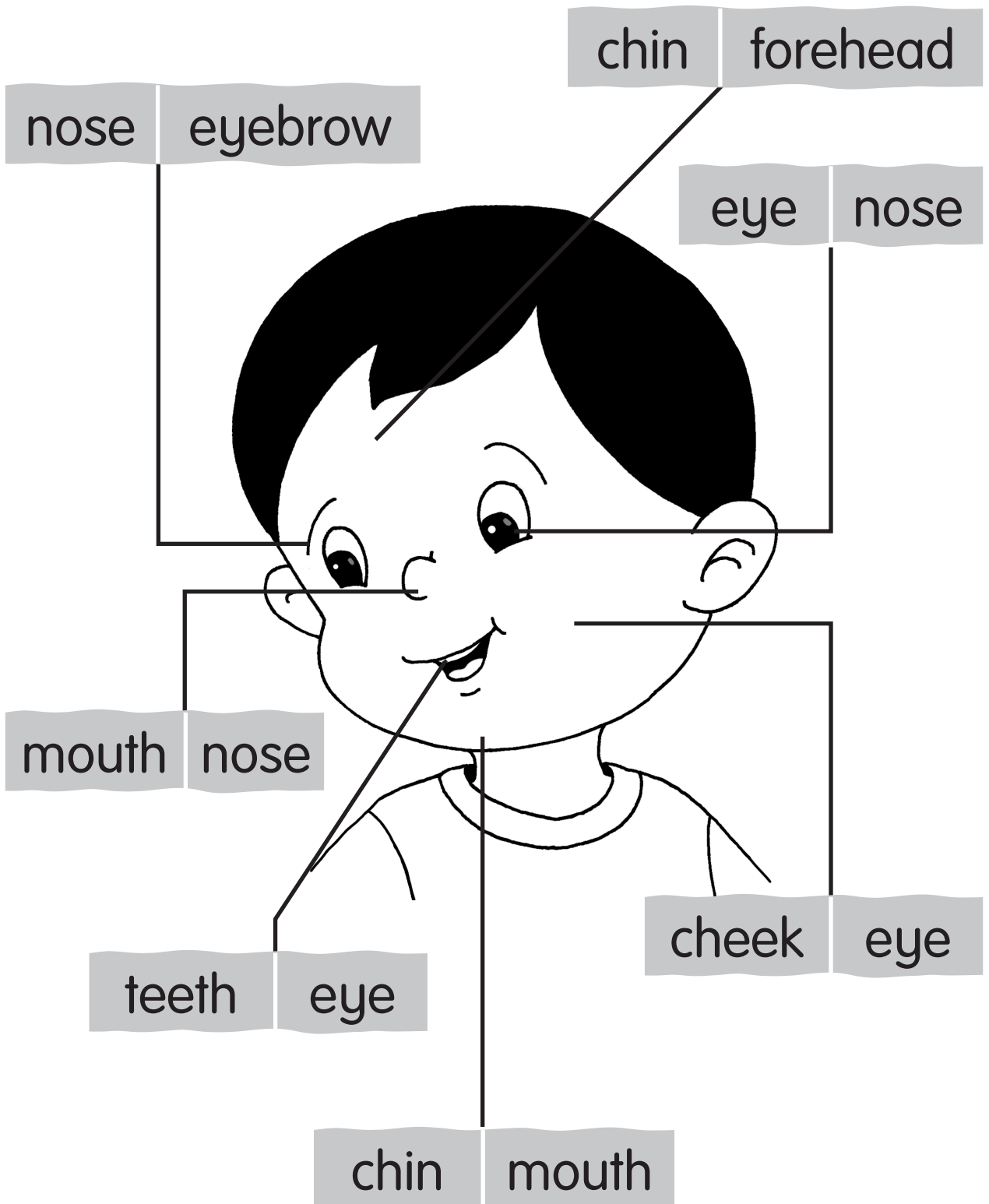
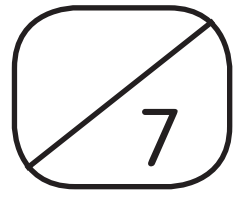


1 hair 2 shoulder 3 toe 4 neck 5 finger

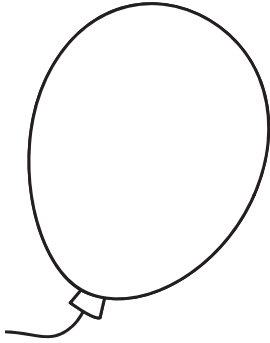
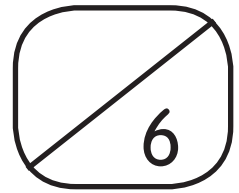
6 elbow 7 foot 8 hand 9 head 10 leg



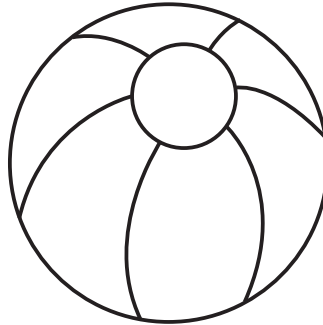
**B. Circle the correct words for the face parts shown.**




**C. Colour the pictures correctly.**




yellow




green




brown



blue

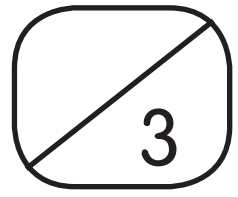


red



orange


**D. What are the two colours that form the colour given?**




**Colour the empty boxes with the two different colours.**

orange

=




+




purple

=




+




green



=




+



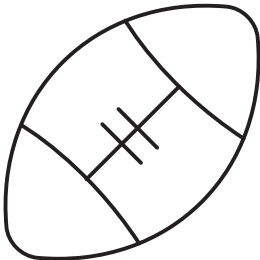
**E. Match the pictures to the correct shapes.**




- square




- heart



- triangle




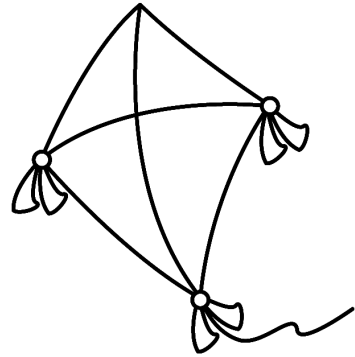



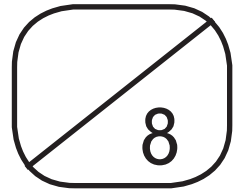


- star

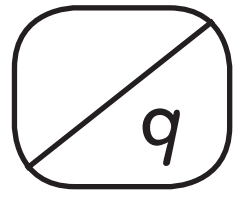




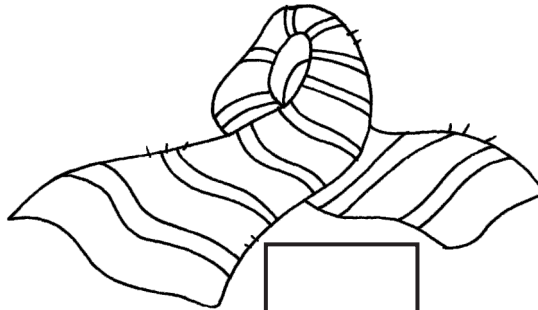





- oval

**F. Compare the things in each group.  
Circle the thing that is small and  
cross out (X) the thing that is big.**


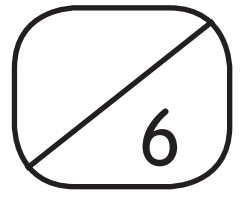


**G. Which things are hard? Tick (✓).  
Which things are soft? Put a  
cross (X).**



☐

☐

☐

☐

☐

☐

☐

☐

☐



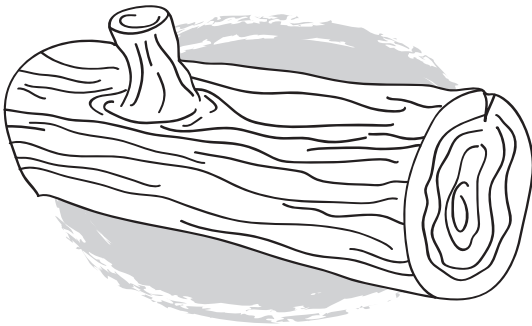
H. Look at the pictures. Circle the correct words.



rough | smooth



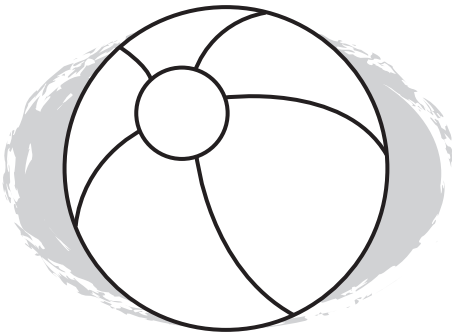
rough | smooth




rough | smooth



rough | smooth



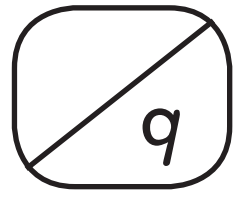
rough | smooth



rough | smooth





I. Look at the pictures. Are they hot or cold?

Fill in the boxes with the correct letters.




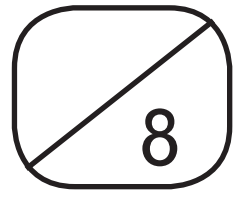
A hot

B cold



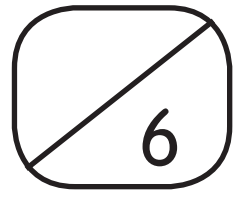
**J. Which are living things? Which are non-living things?**

**Write the letters in the correct columns.**



living things	non-living things



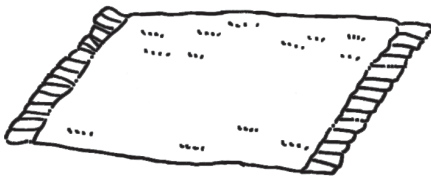
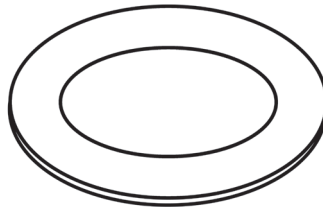


**K. Read the words in the boxes.  
Circle the ones that need all of  
them to stay alive.**



**food**

**water**

**air**



**L. What can living things do?**  
**Match the pictures to the correct sentences.**


5



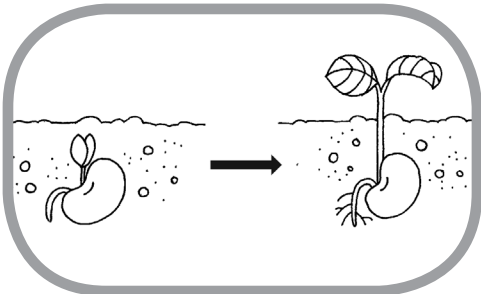
Living things  
can breathe.




Living things  
can grow.



Living things  
can eat and  
drink.





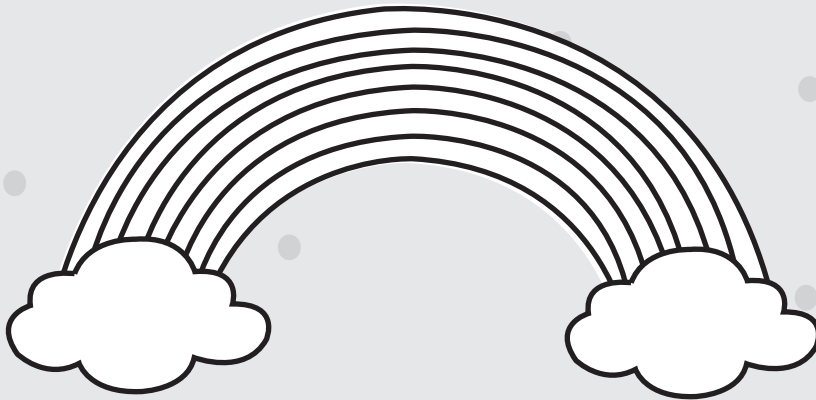


Living things  
can have  
young.











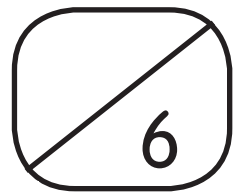
Living things  
can move by  
themselves.

**M. Cross out (X) the things you can see during the day.**

**Circle the things you can see at night.**



**N. Circle the vehicles that move on land.**



**O. Which vehicles move in the air?  
Write 'A'.  
Which vehicles move on water?  
Write 'W'.**

