

# MODUL LITERASI SIVIK DALAM BAHASA INGGERIS



## Topic Stop that abuse!

Time **1** Hour

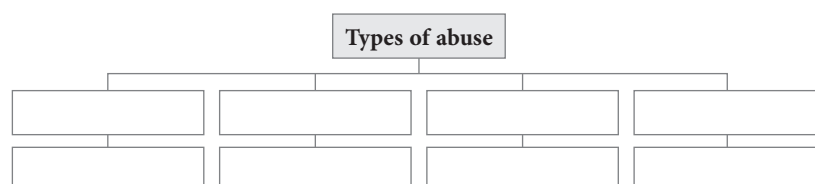
Topic: Stop that abuse!	Learning Standards: 4.1.5	Lesson Plan: Lesson 9 (Unit 1)	Core Value: Love
<b>Learning Objectives</b> Knowledge : Explain various types of abuse. Socioemotional : Show sympathy and empathy to victims of abuse. Action : Provide assistance and moral support.			
<b>Introduction (Suggested for Unit 1, Unit 4)</b> Abuse is any action that is intentional and harms or injures another. It comes in many forms such as physical, verbal, emotional, sexual, etc. Sometimes, they happen close to home, in our school or to someone we know. Action needs to be taken to curb abuse, keep people safe and provide them with required aid.			

### Activity 1

Get into groups.



(a) Discuss the types of abuse that are committed by people.



(b) Discuss: What are the causes of abuse?

- Abuse of power and control
- Untreated Mental Illness
- Stress

(c) What are some organisations that help victims of abuse?

- Women Aid Organisation (WOA)
- Befrienders Malaysia
- Tenaganita

### Activity 2

Read the letter below and try to answer the questions.

Dear All-Wise,

My stepfather is an abusive man. He is a heavy drinker and when he gets home, he will start hitting my mother. I have urged her to report this matter but she refuses. What can I do?

*Terrified*

- What type of abuse is mentioned above?
- Is this type of abuse dangerous? Why?
- Are only women subjected to this type of abuse?

Teacher's Notes: \_\_\_\_\_

# MODUL LITERASI SIVIK DALAM BAHASA INGGERIS



## Topic The Gifts of Nature

Time



Hour

Topic: The Gifts of Nature	Learning Standards: 2.1.4	Lesson Plan: Lesson 27 (Unit 3)	Core Value: Love
<b>Learning Objectives</b> Knowledge : List the natural resources Socioemotional : Appreciate natural resources in human life Action : Manage natural resources prudently			
<b>Introduction (Suggested for Unit 2, Unit 3)</b> Natural resources are things that come from the natural environment. Of late, government and environmental organizations are worried about the depletion of natural resources and are finding ways to sustain and conserve natural resources. The use of natural resources mustn't be taken for granted and we should do our part to protect and preserve them.			

### Activity 1

In groups, discuss natural resources pertinent to our survival and how they are used to sustain our lives.



Earth's Natural Resources		

### Activity 2

In groups, create a poster showing ways to conserve and manage one of the natural resources discussed in Activity 1.

Teacher's Notes: \_\_\_\_\_

# MODUL LITERASI SIVIK DALAM BAHASA INGGERIS



**Topic** Of Culture and Taboos

Time  **1 Hour**

<b>Topic:</b> Of Culture and Taboos	<b>Learning Standards:</b> 1.1.3	<b>Lesson Plan:</b> Lesson 34 (Unit 4)	<b>Core Value:</b> Mutual Respect
<b>Learning Objectives</b>  Knowledge : State the culture and taboos of various races and ethnicities. Socioemotional : Feel proud to be able to adapt oneself to the culture and taboos of various races and ethnicities. Action : Accept and respect the culture and taboos of various races and ethnicities.			
<b>Introduction (Suggested for Unit 4, Unit 7)</b>  Malaysia is a melting pot of culture and traditions. Its uniqueness stems from the diversity of races, religion and culture. Malaysia is a peaceful country as all the races and ethnicities practise tolerance and co-exist in harmony and mutual respect.			

**Activity 1**

- A. Expectations
- Write the words ‘culture’, ‘traditions’, ‘ethnicities’ and ‘taboos’ on the board.
  - Students to suggest a title for the lesson that they think they will be learning that day.

**Activity 2**

- B. Culture and taboos
- (a) Culture
- Each group is given a different race and asked to discuss the culture and traditions of the race or ethnicity.
  - Do these make Malaysia unique? Discuss.
- (b) Taboos
- Define taboos.
  - Students watch a video clip about Chinese taboos:
    - Recall as many taboos as they can remember from the clip. They can add more.
    - In groups, discuss taboos for the Malays, Indians, Dayaks etc.

**Teacher’s Notes:** \_\_\_\_\_

# MODUL LITERASI SIVIK DALAM BAHASA INGGERIS



## Topic The United Nations



Hour

Topic: The United Nations	Learning Standards: 1.1.6	Lesson Plan: Lesson 105	Core Value: Mutual Respect
<b>Learning Objectives</b>  Knowledge : State the importance of respecting international laws. Socioemotional : Express sympathy for war torn countries. Action : Contribute energy and financial resources to those in need of aid.			
<b>Introduction (Suggested for Unit 4, Unit 5, Unit 11)</b>  The United Nations is an intergovernmental organisation. It was established to maintain world peace. Its missions are to maintain international peace and security, protect human rights, deliver humanitarian aid, promote sustainable development and uphold international law.			

### Activity 1

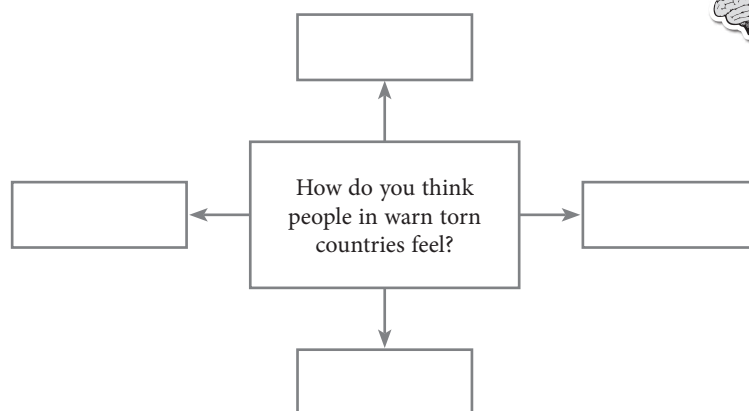
#### A. Brainstorming

1. What is world peace?
2. Is the world a peaceful place now? Why?
3. How can we achieve world peace?
4. Which international organization helps all countries to achieve peace between nations?

### Activity 2

#### C. The United Nations was established to create peace after two terrible world wars.

- (a) Complete the graphic organiser.



- (b) What are some things that you can do to help people in warn torn countries?

•  
•  
•

Teacher's Notes: \_\_\_\_\_

# MODUL LITERASI SIVIK DALAM BAHASA INGGERIS



**Topic** Penny Wise, Pound Foolish?

Time  **1 Hour**

<b>Topic:</b> Penny Wise, Pound Foolish?	<b>Learning Standards:</b> 2.1.3	<b>Lesson Plan:</b> Lesson 78 (Unit 8)	<b>Core Value:</b> Responsibility
<b>Learning Objectives</b>  Knowledge : List the traits of a financially responsible person. Socioemotional : Express gratitude in managing finance wisely. Action : Practice savings			
<b>Introduction (Suggested for Unit 8)</b>  Financial management or financial literacy is something that should be taught early on. It educates children and teens about the importance of budgeting pocket money and to be financially responsible. It also opens their eyes as to why saving money is important.			

**Activity 1**

- The situation: If I had a million ringgit, I would...
- (a) Students to list out on the board what they would do in the situation given.
  - (b) Students discuss and divide the list into positive spending and negative spending.

**Activity 2**

Complete the i-Think map below.



Teacher's Notes: \_\_\_\_\_

# MODUL LITERASI SIVIK DALAM BAHASA INGGERIS



## Topic Ethical Use of Tech and Gadgets

Time

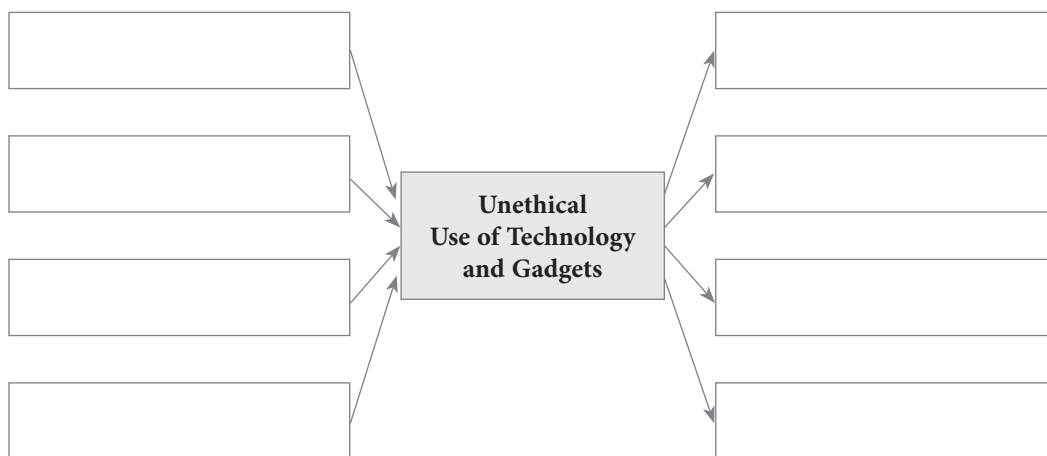


Hour

Topic: Ethical Use of Tech and Gadgets	Learning Standards: 3.1.5	Lesson Plan: Lesson 82 (Unit 9)	Core Value: Responsibility
<b>Learning Objectives</b> Knowledge : Understand the ethics of using technology. Socioemotional : Understand the consequences of unethical use of technology. Action : Practise ethical behaviour when using technology in everyday life.			
<b>Introduction (Suggested for Unit 9, Unit 10)</b> Technology and gadgets are used in our everyday lives. They help us to accomplish tasks and make our lives simpler and easier. However, there are certain guidelines that we should follow to ensure that technology and gadgets are used in the most ethical ways.			

### Activity 1

Complete the cause and effect map below.



### Activity 2

In groups, draw up a declaration to be put up in your class entitled:  
Using Technology in the Classroom Ethically

Teacher's Notes: \_\_\_\_\_